


**GPM4233 Shielded High Current Power Inductor**

**屏蔽大电流功率电感**

**Features 特点**

- Flat wire windings provide extremely low DC and AC resistance.  
扁平绕组提供极低的直流和交流电阻
- Low radiation noise by magnetically shielded construction  
闭合磁路封装，低辐射
- Low loss ferrite cores provide flat L vs I  
低损耗铁氧体磁芯提供平坦的 L 与 I
- Operating temperature : -40°C~+125°C.  
工作温度: -40°C~+125°C
- Through-hole (TH) mounting for rugged board attachment  
通孔 (TH) 安装, 用于坚固的电路板连接
- Moisture Sensitivity Level (MSL) 1 (unlimited floor life at <30°C / 85% relative humidity)  
湿气敏感度等级 (MSL) 1 (在 <30° C 时的无限车间寿命/ 85% 相对湿度)



**Applications 应用**

- high efficiency DC/DC converters. 高效 DC/DC 转换器
- Single and polyphase buck converters. 单相、多相降压转换器
- Filter for audio applications. 音频滤波应用
- Optimized for high current boost applications. 大电流升压应用优化

**Electrical characteristics 电气特性**

Part number 料号	Inductance① 电感量 μH ±10%	DCR ② 直流电阻 mΩ		SRF③ 自谐振频率 MHz		Isat④ 饱和电流 A typ			Irms⑤ 温升电流 A max.	
		Typ	Max.	typical	10% drop	20% drop	30% drop	20°C rise	40°C rise	
GPM4233-332KE	3.3	0.67	0.75	27.7	92.0	95.0	98.0	34	44	
GPM4233-562KE	5.6	0.67	0.75	22.8	63.0	65.0	67.0	34	44	
GPM4233-682KE	6.8	2.8	2.95	21.7	92.0	97.8	101.8	24	34	
GPM4233-103KE	10	2.8	2.95	18.8	56.0	60.0	63.0	24	34	
GPM4233-153KE	15	2.8	2.95	15.2	45.0	47.0	49.0	24	34	
GPM4233-223KE	22	2.8	2.95	12.0	32.8	35.4	36.6	24	34	
GPM4233-333KE	33	2.8	2.95	10.0	22.5	24.7	25.8	24	34	
GPM4233-473KE	47	2.8	2.95	8.5	16.0	17.6	18.6	24	34	
GPM4233-683KE	68	2.8	2.95	6.4	10.0	12.2	13.0	24	34	
GPM4233-104KE	100	2.8	2.95	5.2	6.88	7.8	8.36	24	34	
GPM4233-154KE	150	2.8	2.95	4.2	4.18	4.96	5.4	24	34	
GPM4233-224KE	220	10.9	11.55	5.0	6.4	7.2	7.6	12.4	17.5	
GPM4233-334KE	330	10.9	11.55	4.1	4.6	5.2	5.6	12.4	17.5	
GPM4233-474KE	470	10.9	11.55	3.6	3.6	3.6	3.8	12.4	17.5	

**Remark**

- ① Inductance is measured with a LCR meter Agilent 4284A or equivalent.  
Test frequency at 100kHz
- ② DC resistance is measured with Keithley 580 Milliohm Meter, or equivalent.  
Reference ambient temperature 25°C
- ③ SRF measured using an Agilent 4395A network analyzer and an Agilent 16193A test fixture.
- ④ DC current at 25°C that causes the specified inductance drop from its value without current.
- ⑤ Current that causes the specified temperature rise from 25°C ambient. This information is for reference only and does not represent absolute maximum ratings.
- ⑥ Electrical specifications at 25°C

**备注**

- ① 电感量测试采用 Agilent 4284A 数字电桥或同等仪器；  
测试频率 100KHz
- ② 直流电阻测试采用 Keithley 580 毫欧表或同等仪器；  
环境温度 25° C
- ③ SRF 使用 Agilent 4395A 网络分析仪和 Agilent 16193A 测试夹具测量。
- ④ 直流电流在 25° C，加载导致指定电感从没有电流的值下降。
- ⑤ 导致指定温度从 25° C 环境温度上升的电流。此信息仅供参考，不代表绝对最大额定值。
- ⑥ 25° C 时的电气规格

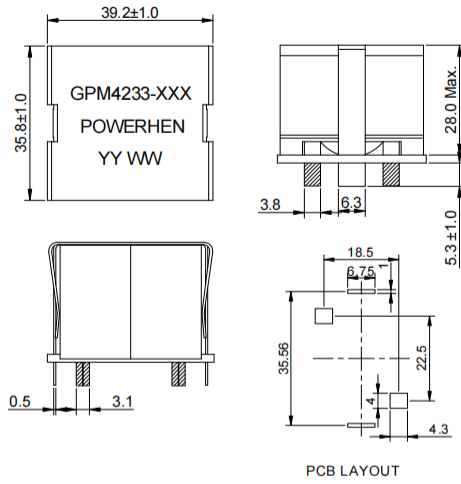
**ShenZhen Powerhen Electronic Co.,Ltd**

Addr: Floor 3, Building 2, Shenliang Automotive Electronic Industrial Park, Guanlan Town, Shenzhen  
Tel: 0755-23570708 E-Mail: sales@powerhen.com

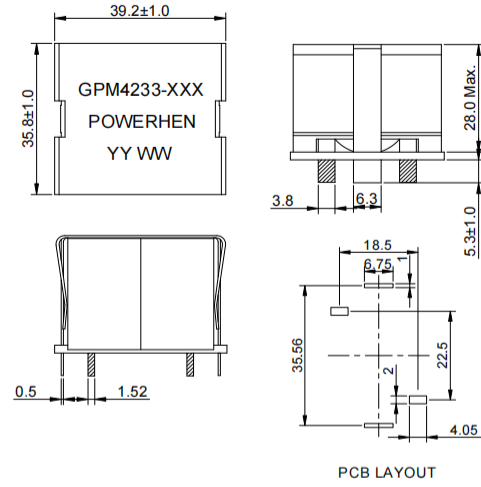
\*The specifications of the data measured in the laboratory, differ conditions of use, please refer to the actual.  
\*The specifications are subject to change, without prior notice.  
\*Without approval, this product can not be used for medical military or other high-risk areas

Dimensions 结构尺寸

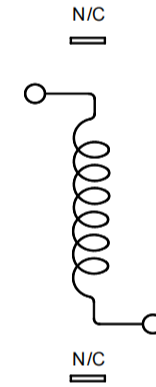
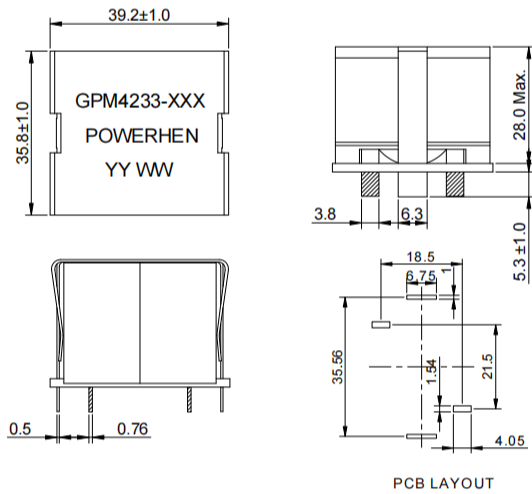
3.3μH、5.6μH



6.8μH - 150μH

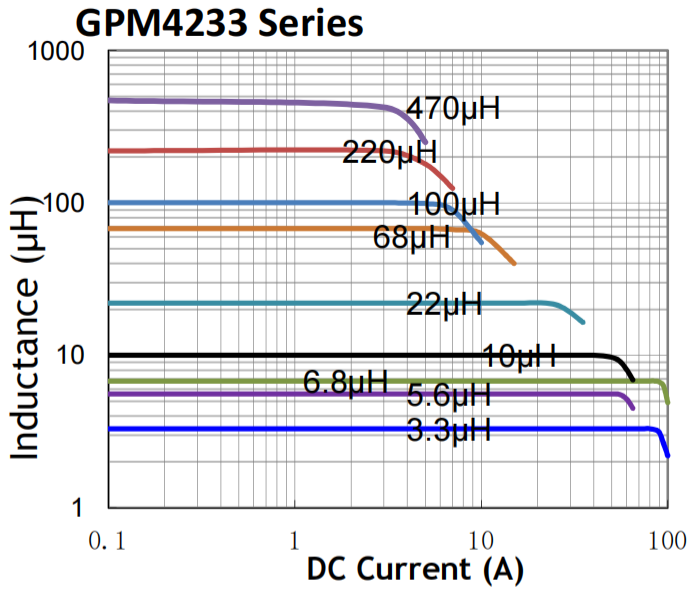


220μH - 470μH



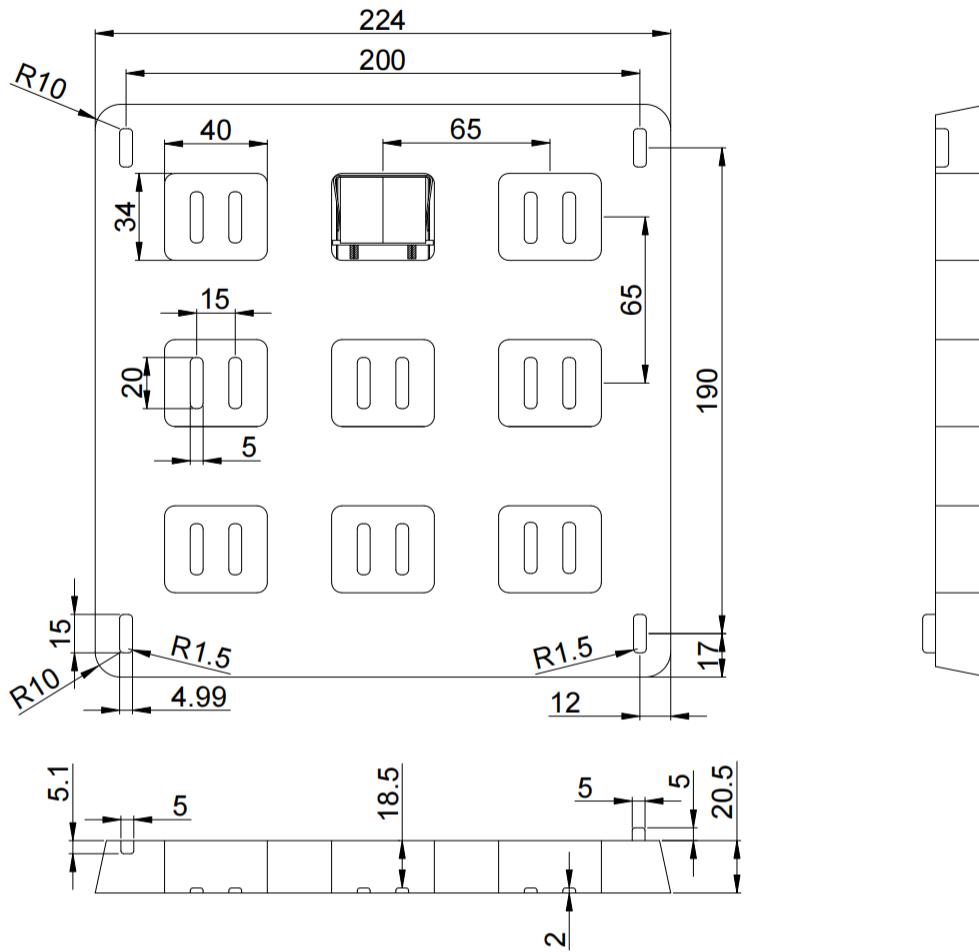
SCHEMATIC

Electrical Characteristic Curve 电气特性曲线



■ Packaging Specification - tray: [mm]

包装规格 - 托盘包装: [mm]



Weight 重量: 141.9~142.45g/PCS  
 Packaging 包装数量: 9 PCS/盘